

## Teen


### ★ Optical Illusion

○ *Learn how to create an optical illusion*


■ Materials:

- Blank sheets of paper
- Pencil
- Eraser


Follow the steps below of the optical illusion worksheet




# Bulging Heart




Draw a large heart.




Add horizontal lines that curve up inside the heart.




Add a straight vertical line down the middle of the heart. Curve lines to the right.



Add vertical lines to the left of the middle line. Curve lines to the left in the heart.



Add black shapes in the heart in a checkered pattern.



Add black shapes in the background in a checkered pattern opposite of the heart.

© Expressive Monkey 2015